

# P.O. / ...

[Guitars]

Music by Arnaud Le Grand

## 1st Part

♩ = 120

### Chorus

Guit A

Guit B

The Chorus section consists of two guitar parts, A and B, in 4/4 time. The key signature has two flats (B-flat and E-flat). The tempo is 120 beats per minute. The notation includes a treble clef staff with a first-measure repeat sign and a corresponding TAB system below it. The TAB for Guitar A shows fret numbers 5, 5, 4, 5, 5, 8, 7, 4, 5, 5, 4, 5, 5, 8, 7, 4 across four measures. The TAB for Guitar B shows fret numbers 3, 3, 2, 3, 3, 6, 5, 2, 3, 3, 2, 3, 3, 6, 5, 2 across four measures.

### Verse

Cm      Fm      G

The Verse section features three chords: Cm (C minor), Fm (F minor), and G (G major). Each chord is represented by a standard guitar chord diagram showing the fretting pattern on the strings.

### Bridge

Am      C      Dm      E

The Bridge section features four chords: Am (A minor), C (C major), Dm (D minor), and E (E major). Each chord is represented by a standard guitar chord diagram showing the fretting pattern on the strings.



Guit 1 (capo. 3 fret)

14 3x 4x

Guit 2

14 3x 4x

3 1 7 5 (7) 5 (5) 3

Guit 3

14 3x 4x

Guit 4

14 3x 4x

Guit 5

14 3x 4x



Cm



let ring

Csus2



Csus2/5+



Caug



let ring

Am



Guit 1 (capo. 3 fret)

32

0 2 2 1 2 2 2 | 0 2 2 0 2 2 2 | 0 3 2 0 2 3 0 | 0 3 2 2 2 3 2 | 2 4 4 2 4 0

Triplet markings: [3]

Guit 2

32

Empty tablature lines for Guit 2.

Guit 3

32

5 5 7 5 7 5 7 5 3

Guit 4

32


4 3 5 3 5 (5) 3 5 6

Guit 5

32

5 3 5 3 5 (5) 3 1 3

Chord diagrams and fretting instructions:

- G7**:  let ring
- Cm**:  let ring
- Fm**:  let ring
- G**:  let ring
- Cm**:  let ring

**Chord Progression:** G7 | Cm | Fm | G | Cm

**Chord 1 (capo. 3 fret):** Fretting diagram showing fingerings for G7, Cm, Fm, G, and Cm across five guitar staves. Includes triplets and slurs.

**Chord 2:** Musical notation for the second guitar part, including a tremolo effect at the end.

**Chord 3:** Musical notation for the third guitar part, including a tremolo effect at the end.

**Chord 4:** Musical notation for the fourth guitar part.

**Chord 5:** Musical notation for the fifth guitar part.

**Fm**  
  
 let ring

**G**  
  
 let ring

**Am**  
  
 let ring

**F**  


**Guit 1 (capo. 3 fret)**  
 42 | 1 3 0 0 | 2 1 0 1 2 0 | 4 2 2 2 2 2 | 0 2 3 2 3 2

**Guit 2**  
 42 | [wavy line] | [wavy line] | [wavy line] | *tr* [melody]

**Guit 3**  
 42 | [wavy line] | [wavy line] | [wavy line] | *tr* [melody]

**Guit 4**  
 42 | [melody] | [melody] | [melody]

**Guit 5**  
 42 | [melody] | [melody] | [melody]

3/4 let ring -----

Fm



let ring

Eaug



C



let ring

Cm



let ring

Guit 1 (capo. 3 fret)

Guit 2

Guit 3

Guit 4

Guit 5



**F**  
 xx0  
 let ring

**Fm**  
 xx0  
 let ring

**Cm**  
 xx0 x  
 let ring

**Csus2**  
 xo ox

**Csus2/5+**  
 xo ox

**50**  
 Guit 1 (capo. 3 fret)

**50**  
 Guit 2

**50**  
 Guit 3

**50**  
 Guit 4

**50**  
 Guit 5

Musical notation including guitar tablature, chord diagrams, and staff notation with triplets, slurs, and tremolos.

Caug



Am



G7



Cm



Fm



Guit 1 (capo. 3 fret)

Staff 1: Rhythmic notation for Guit 1 with fret numbers (0, 2, 3, 4) and fingerings (1, 2, 3). Includes a dashed line for 'let ring' and a bar line.

Guit 2

Staff 2: Melodic notation for Guit 2 with triplets and a 1/2 note. Includes a fret number (8) and a bar line.

Guit 3






Staff 3: Melodic notation for Guit 3, identical to Guit 2. Includes a fret number (8) and a bar line.

Guit 4

Staff 4: Melodic notation for Guit 4 with tremolos and triplets. Includes fret numbers (14, 12, 10, 6, 7, 5) and a bar line.

Guit 5

Staff 5: Melodic notation for Guit 5 with tremolos and triplets. Includes fret numbers (14, 10, 6, 10, 7, 5) and a bar line.

**G**  **let ring** -----|  
**Cm**  **let ring** -----|  
**Fm**  **let ring** -----|  
**G**  **let ring** -----|  
**Am**  **let ring** -----|

**Guit 1 (capo. 3 fret)**  
 60  
 2 1 0 1 2 0 | 0 2 2 1 2 2 0 | 0 0 2 1 3 0 0 | 0 2 1 0 1 2 0 | 4 2 2 2 2 2  
 0 3 3 3 3 | 0 3 3 3 3 | 0 3 3 3 3 | 0 3 3 3 3 | 0 3 3 3 3

**Guit 2**  
 60  
 [Empty staff]

**Guit 3**  
 60  
 [Empty staff]

**Guit 4**  
 60  
 [Complex guitar part with triplets and chords]  
 4 4 4 4 | 4 4 4 4 | 1 1 1 1 | 4 4 4 4 | 5 5 5 5 | 5 5 5 5

**Guit 5**  
 60  
 [Complex guitar part with triplets and chords]  
 4 4 4 4 | 4 4 4 4 | 1 1 1 1 | 4 4 4 4 | 5 5 5 5 | 5 5 5 5



F  
 xxo  
  
 let ring

Fm  
 xxo  
  
 let ring

Cm  
 xo x  
  
 let ring

Csus2  
 xo ox

Csus2/5+  
 xo ox

Guit 1 (capo. 3 fret)

70

70

Guit 2

Guit 3

Guit 4

70

70

Guit 5

70

70

Caug



Am



G7



Cm



Guit 1 (capo. 3 fret)

Musical notation for Guit 1, including a treble clef, a key signature of one sharp (F#), and a 3/4 time signature. The staff shows a sequence of chords and melodic lines with fingerings (0, 3, 2, 2, 2, 3, 2, 2, 4, 4, 2, 4, 0, 0, 2, 2, 2, 0, 0, 2, 2, 1) and triplets. A dashed line indicates a capo at the 3rd fret.

Guit 2

Musical notation for Guit 2, featuring a treble clef and a key signature of one sharp. It includes a melodic line with a triplet and a bass line with a triplet, both starting at measure 75.

Guit 3

Musical notation for Guit 3, featuring a treble clef and a key signature of one sharp. It includes a melodic line with a triplet and a bass line with a triplet, both starting at measure 75.

Guit 4

Musical notation for Guit 4, featuring a treble clef and a key signature of one sharp. It includes a melodic line with triplets and a bass line with triplets, both starting at measure 75. The bass line includes fret numbers 5, 7, 4, 4, 4, 5, 5, 3, 3, 3.

Guit 5

Musical notation for Guit 5, featuring a treble clef and a key signature of one sharp. It includes a melodic line with triplets and a bass line with triplets, both starting at measure 75. The bass line includes fret numbers 5, 5, 7, 7, 4, 4, 4, 5, 5, 3, 3.